



# 2021

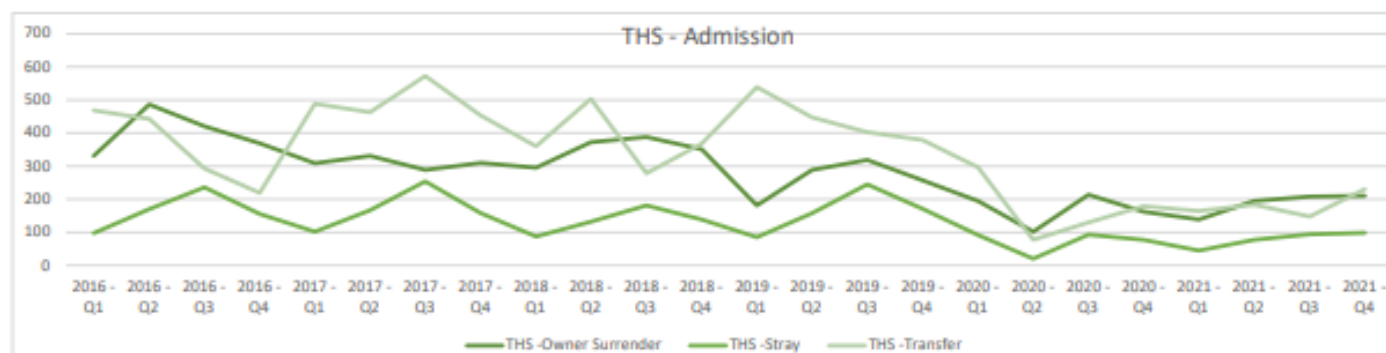
## Comparative Report on Shelter Care Operations & The Current State of Sheltering in Canada

Comparative data is sourced from Animal Welfare Organizations nationally that are using PetPoint as their shelter database.

## Introduction

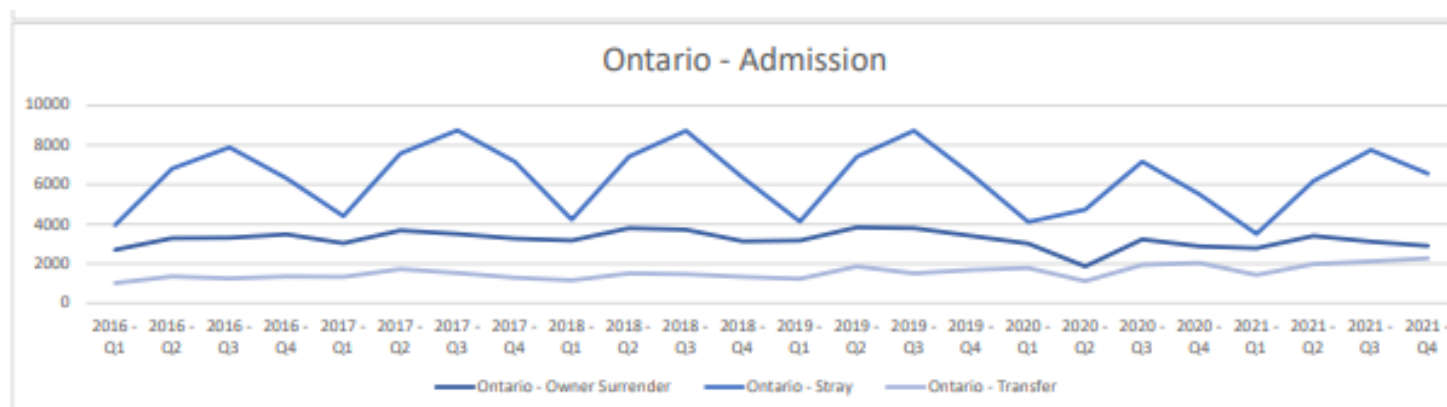
These quarterly reports compare Toronto Humane Society's shelter care admissions and adoption statistics with other animal welfare organizations on a municipal, provincial, and national level.

## Shelter Care Admission



### Key Notes:

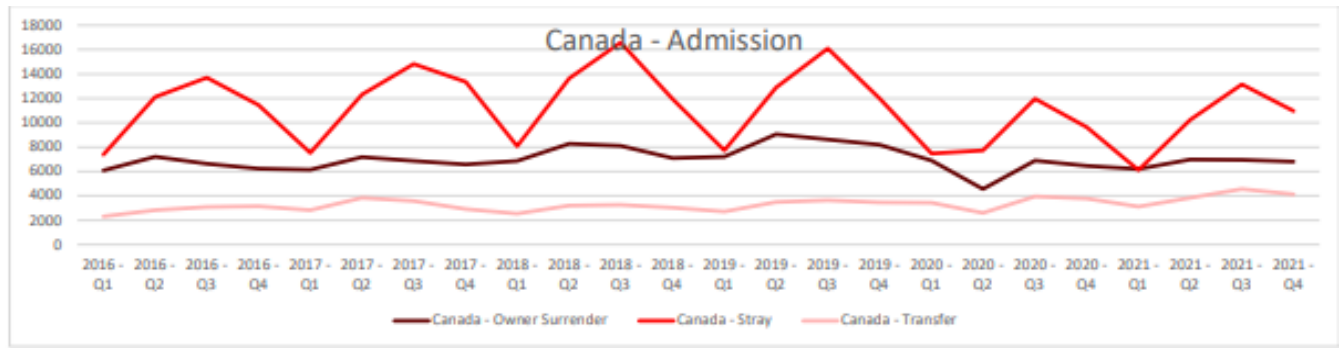
- Similar to our Quarter 3 statistics, the COVID-19 pandemic is still exerting a strong effect on our admission operations. This trend continues to be seen on a national level as well
- We are seeing an upward trend and return in the animals we are supporting through our Animal Transport program.
- Animal surrenders and stray have been stable since Quarter 3 of 2020.



### Key Notes:

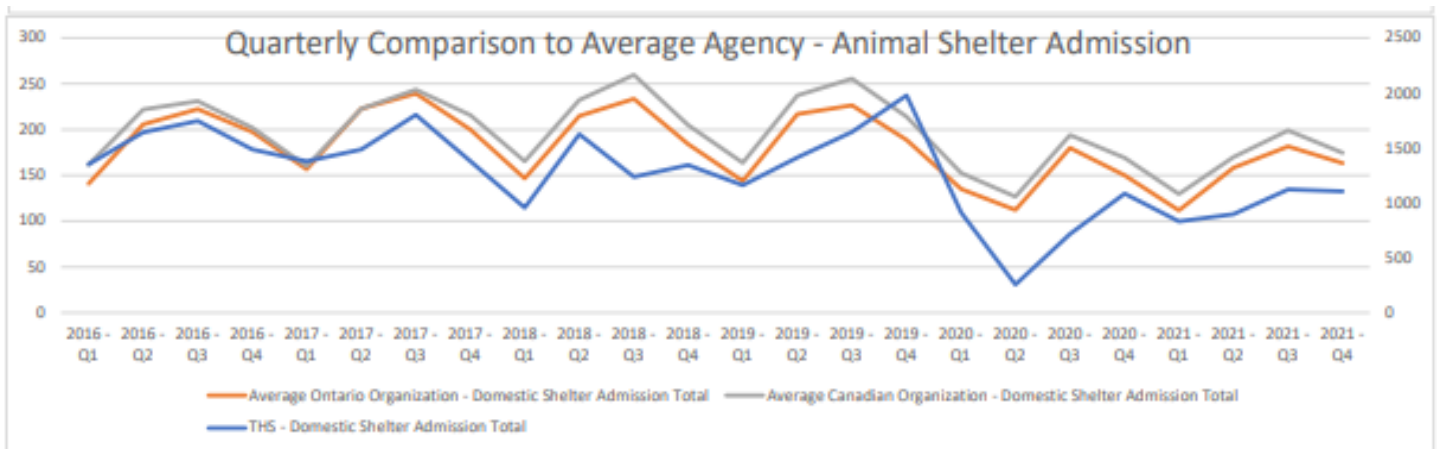
- With a weighted interpretation factoring for growth in reporting shelters, Ontario owner surrenders were sitting around 75% of pre-pandemic volume.
- Transfers have grown and developed throughout the pandemic and are sitting at roughly 120% of Q4 2019.
- Strays remain relatively aligned and stable with pre-pandemic volumes.





**Key Notes:**

- Nationally, we continue to see very similar trends to the Ontario data.

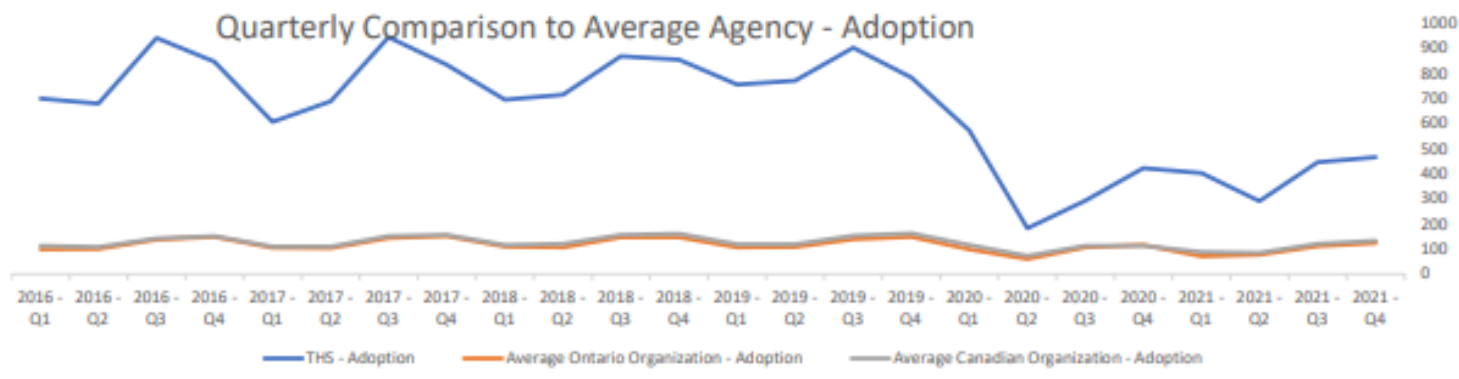


**Key Notes:**

- This chart compares Toronto Humane Society trends against the average shelter in Ontario and Canada that uses PetPoint. There is a dual axis for comparison of trendlines as the volume of operations for Toronto Humane Society (Z axis) is substantially higher than the average reporting agency (X axis)



## Adoptions



### Key Notes:

- Toronto Humane Society continues to see an upward trend since the onset of the pandemic in Q1 of 2020.
- Comparatively we are at 60% of our 2019 Q4, which is up from our 50% benchmark at the end of Q3. The provincial and national average is sitting at approximately 82% of their 2019 Q4s.
- Our adoption activity is largely tied to our admissions and animals available for adoption, so seeing a consistency in our volumes across both operation areas is to be expected.
- We expect to continue to see a climb in our adoption numbers as our Animal Transport program carries forward its return to more stable operations.
- As we are currently sitting in the fourth COVID-19 wave, it is likely that we will see a dip in our Q1 adoptions and missions for 2022, but we are hopeful that the general upward trend of our service resumptions will continue long term.

