



2022

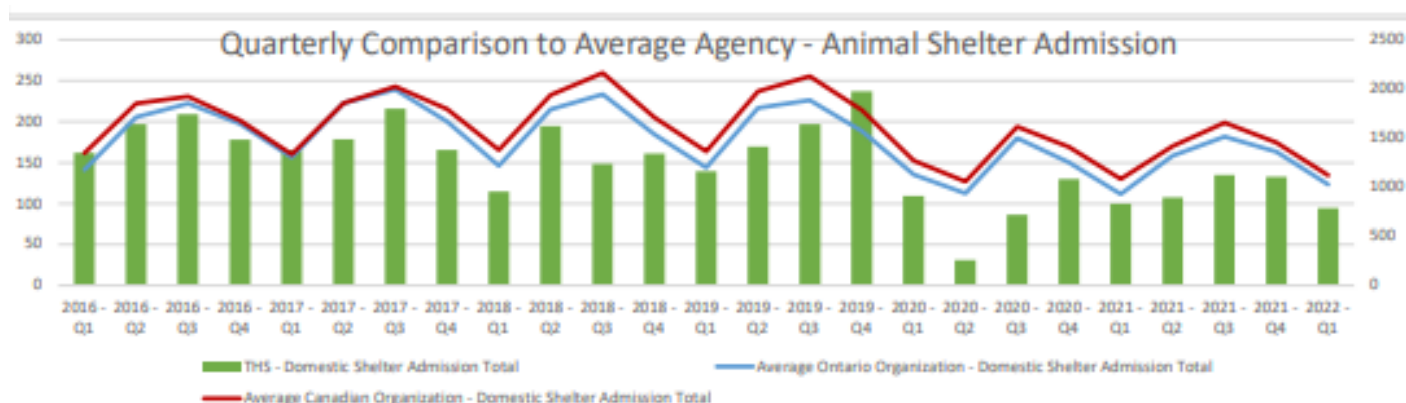
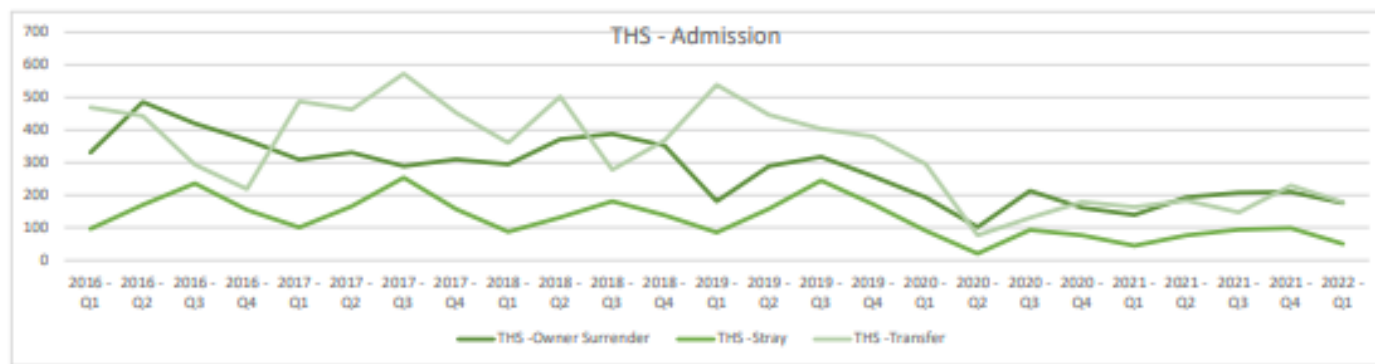
Comparative Report on Shelter Care Operations & The Current State of Sheltering in Canada

Comparative data is sourced from Animal Welfare Organizations nationally that are using PetPoint as their shelter database.

Introduction

These quarterly reports compare Toronto Humane Society's shelter care admissions and adoption statistics with other animal welfare organizations on a municipal, provincial and national level.

Shelter Care Admission

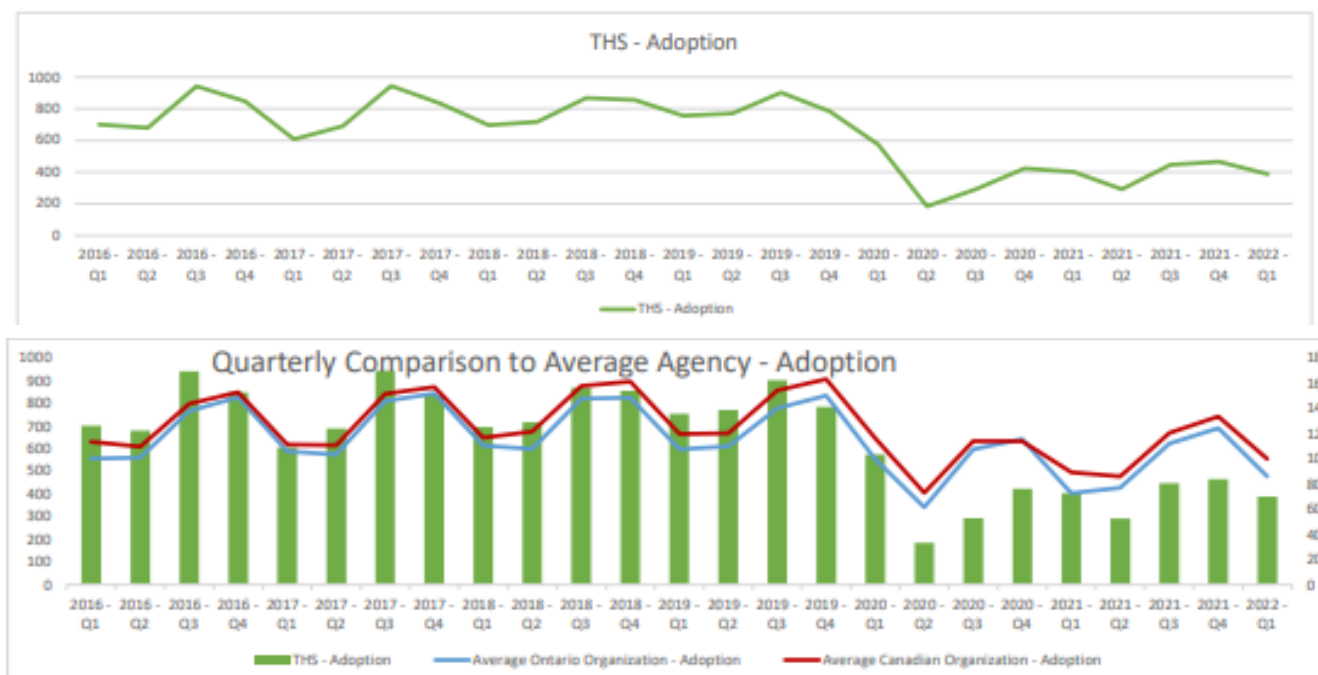


Key Notes:

- There was a slight drop in our operation metrics over Quarter 1 comparison to the end of last year. This is largely due to the onset of the Omicron wave that we have been battling since the tail end of 2021 and is similar to both provincial and national agencies.
- Ontario owner surrender intakes continue to sit around 75% pre-pandemic volume, once weighted appropriately for a growth in reporting shelters.
- Transfers have grown and developed throughout the pandemic and are maintaining their volume since Q4 of 2021 at approximately 120% to pre COVID-19 levels.
- Strays remain relatively stable with pre-pandemic seasonal volumes.
- It is important to note that when reviewing the trendlines noted that the climb in volume reported at the provincial and national level will appear visually greater than reality. This is because the number of responding agencies over the time period has also increased since 2019.
- The dual axis for comparison of trendlines as they volume of operations for Toronto Humane Society is higher than the average reporting agency.



Adoption



Key Notes:

- Toronto Humane Society continues to see an overall upward trend since the onset of the pandemic, although our progress was hindered in Quarter 1 of 2022 due to the Omicron wave.
- We are still not quite yet in line with the provincial or national recovery, but we are heading in the right direction.
- Our adoption activity is tied to our admissions volumes and animals available for adoption, so it is not surprising to see there is consistency in our operating numbers across both of these areas.
- As we are currently still sitting in the Omicron wave, we have seen a dip in our Quarter 1 adoptions and admission for 2022, however we are hopeful that the general upward trend of our service resumptions will be seen throughout Quarter 2 2022.

