



2022

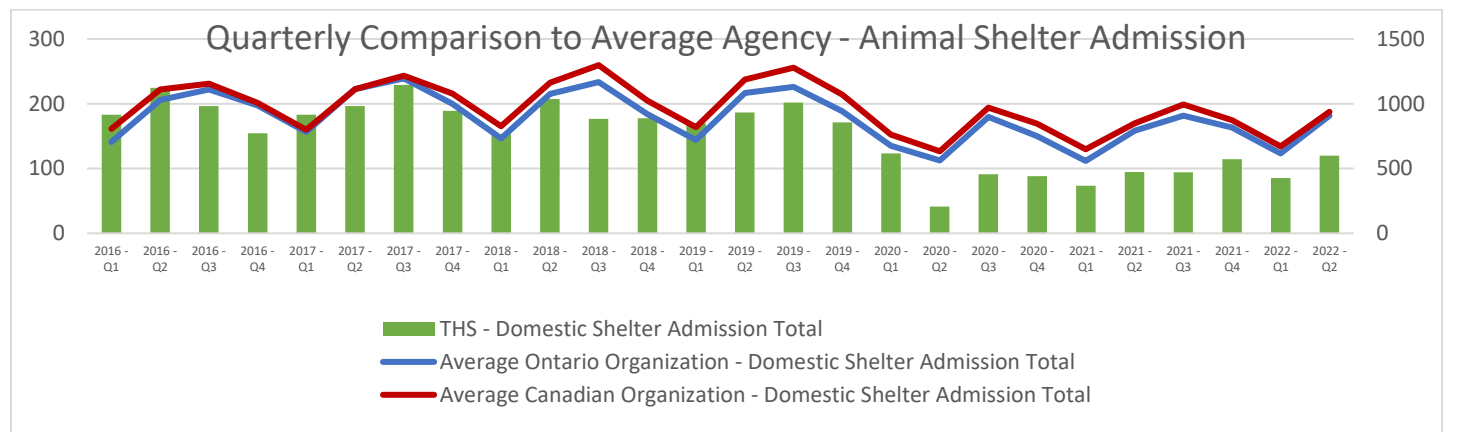
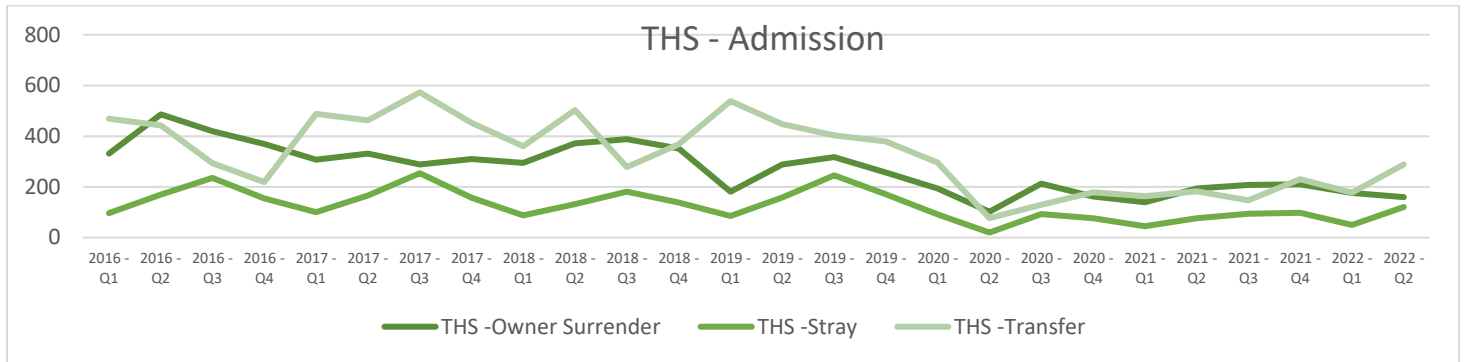
Comparative Report on Shelter Care Operations & The Current State of Sheltering in Canada

Comparative data is sourced from Animal Welfare Organizations nationally that are using PetPoint as their shelter database.

Introduction

These quarterly reports compare Toronto Humane Society's shelter care admissions and adoption statistics with other animal welfare organizations on a municipal, provincial and national level.

Shelter Care Admission

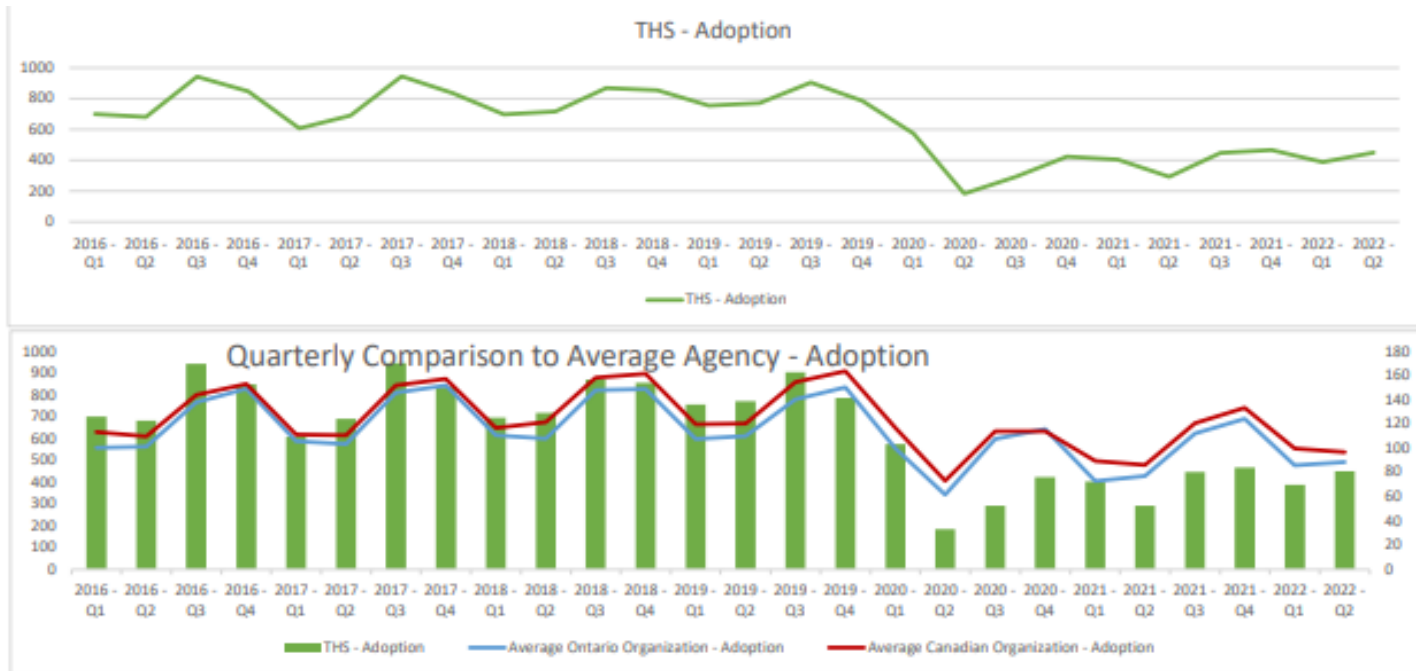


Key Notes:

- We are continuing to return to pre-pandemic operating volumes at a steady pace.
- Quarter 2 saw the highest volume of transfer intake since COVID-19 hit.
- Stray intake is also seeing a climb and is sitting around 75% of 2019's comparison.
- Ontario owner surrender intakes have begun their return to pre COVID-19 volumes, but finished the quarter sitting at around 85% of pre-pandemic volume for the average reporting shelter.
- Transfers continue on their upward trend for Ontario PetPoint users.
- This chart compares Toronto Humane Society trends against the average PetPoint shelter in Ontario and Canada. The dual axis is for comparison of trendlines as the operations for Toronto Humane Society is higher than the average reporting agency.
- The Q1 decrease we are experiencing is similar to both provincial and national agencies.
- There was a retroactive correction to the data reported for previous quarters within this comparison chart, to remove TNR admissions which had been previously included within THS domestic shelter admissions totals erroneously.



Adoption

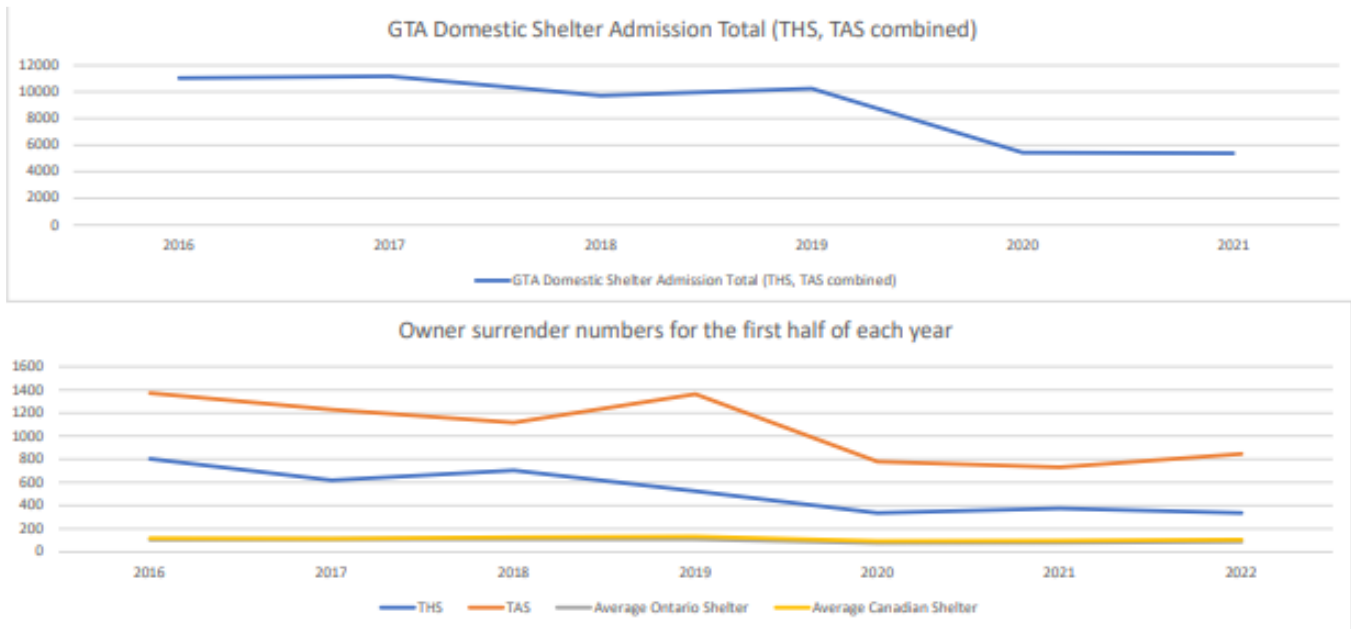


Key Notes:

- Toronto Humane Society continues to experience an overall upward trend since the onset of the pandemic
- In line with historical seasonality, adoptions for the average Ontario and Canadian shelter are currently seeing the seasonal Q1 – Q2 plateau.



Owner Surrenders



Key Notes:

- Following the close of Q2, media outlets began running stories indicating a surge in animal surrenders. These stories received a lot of attention with multiple agencies in multiple cities – including Toronto. Contrary to the individual report, and often mis-representation of data, we are happy to report that these trends have not been noted at Toronto Humane Society or within the city of Toronto.
- There is some truth to the increase in owner surrenders over the first half of 2022 in comparison to 2021, which is representative of very limited operations across most sheltering agencies throughout the pandemic, especially throughout quarter 1 of 2021. However, admissions more generally are hovering around 60% of pre-pandemic volumes for the city of Toronto.
- While the narrative still seems to focus on the return of “pandemic puppies” and “irresponsible pet owners”, the data shows that recent adopters/ purchasers of pets are keeping their families whole more often than those who welcomed a pet pre-pandemic.

