



2022

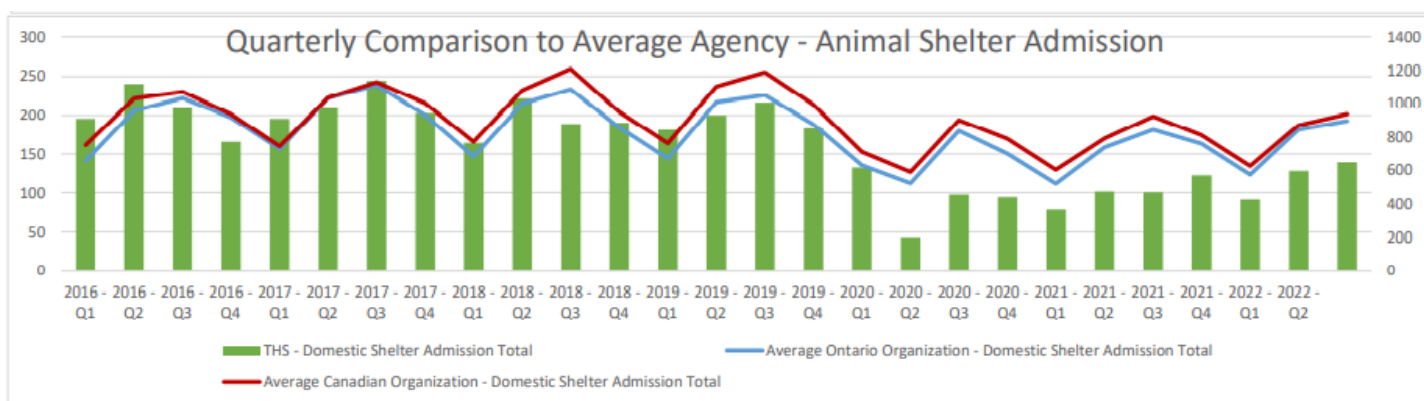
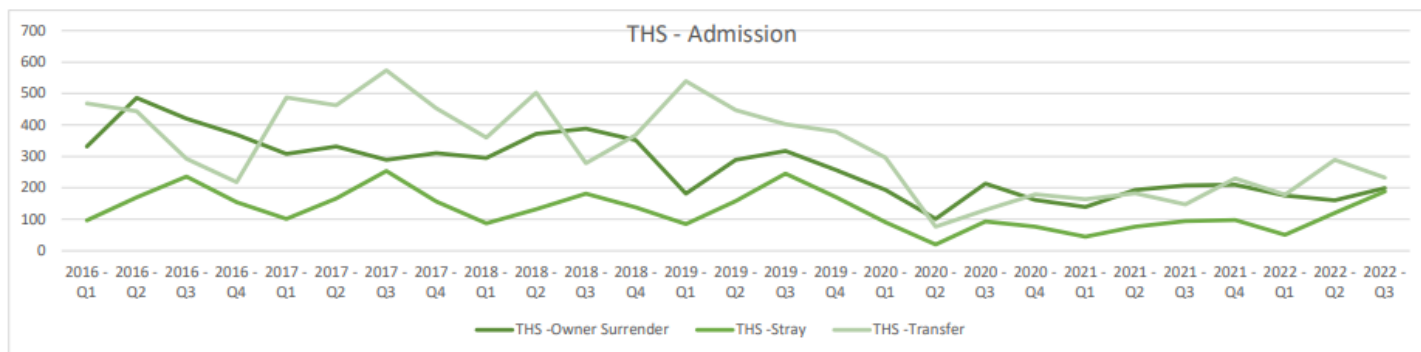
Comparative Report on Shelter Care Operations & The Current State of Sheltering in Canada

Comparative data is sourced from Animal Welfare Organizations nationally that are using PetPoint as their shelter database.

Introduction

These quarterly reports compare Toronto Humane Society's shelter care admissions and adoption statistics with other animal welfare organizations on a municipal, provincial and national level.

Shelter Care Admission

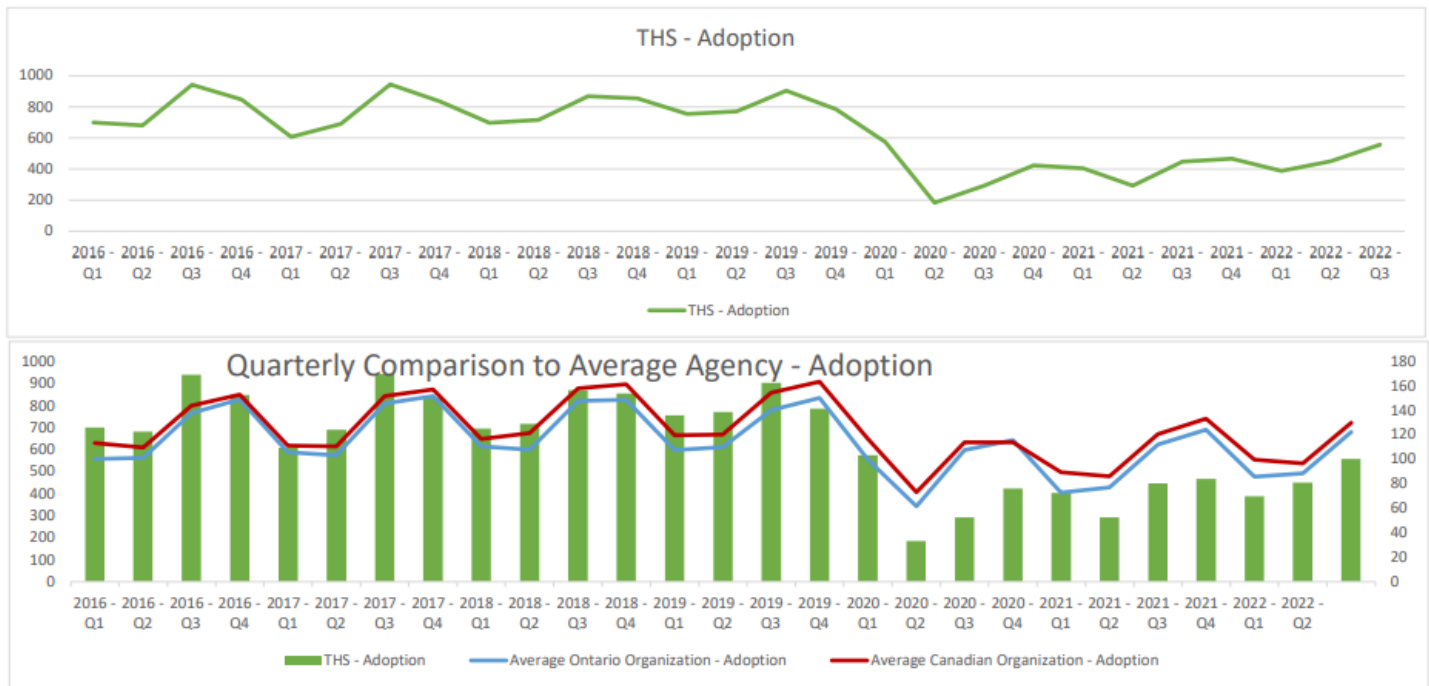


Key Notes:

- Quarter 3 continued to see a return to prepandemic operating volumes. With a lower volume of transfer over Q2 but still a secondary high point since the onset of COVID. Stray intake followed its normal seasonal pattern with a highpoint for the year, primarily attributed to kitten season.
- All operating streams across the province remain relatively stable across the seasons, while still running below pre-pandemic norms.
- Nationally, we continue to see very similar trends to the Ontario data, as noted in previous reports this is likely due to the impact of Ontario on the National level with more than 50% of the responding agencies data coming from Ontario.
- It is important to note that when reviewing the trendlines noted that the climb in volume reported at the provincial and national level will appear visually greater than reality as the number of responding agencies over the time period has also increased since 2019. The bottom most chart on this page compares Toronto Humane Society trends against the average petpoint using shelter in Ontario and the average Canadian Shelter, there is a dual axis for comparison of trendlines as the volume of operations for Toronto Humane Society is substantially higher than the average reporting agency.



Adoption

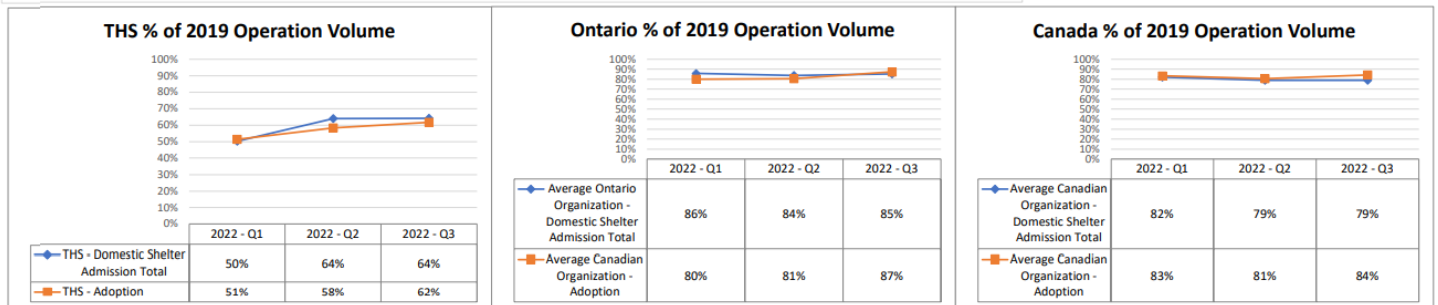


Key Notes:

At Toronto Humane Society we continue to see an overall upward trend since the onset of the pandemic. It was a strong quarter for Toronto Humane Society adoptions, with the highest volume of adoptions per quarter since the onset of the pandemic. In line with historic seasonality, adoptions for Toronto Humane Society, and the average Ontario and Canadian Shelter, are experiencing the Quarter 3 / Quarter 4 peaking.



Are bad owners really filling up shelters?



Key Notes:

Following the close of Q2 media outlets began running stories indicating a surge in animal surrenders. These stories began gaining attention with multiple different agencies in many different cities, Toronto included. Contrary to the individual reports, and often misrepresentation of data, we are happy to report that these trends have not been noted at Toronto Humane Society or across our data set, 73 agencies across Ontario and 135 across Canada. While there is truth to the increase in owner surrenders over the previous quarters of the pandemic, numbers are hovering around 60% of pre-pandemic volumes for THS, and around 80% of pre-pandemic volumes for the average reporting agency in Ontario and Canada. While the narrative still seems to want to focus on "pandemic puppies" and "irresponsible owners", the data shows that recent adopters/purchasers of pets are keeping their families whole more often than those who welcomed a pet pre-pandemic. However, none of this is to say that shelters are not experiencing capacity challenges. What is not evaluated within the data of this report is average length of stay, a data set that will be evaluated at year end. What we can say at the current time is that THS at the close of Q3 for 2022 (35.47) was sitting with an average LOS for animals in care 12 days less than the close of Q for 2019.

