



2022

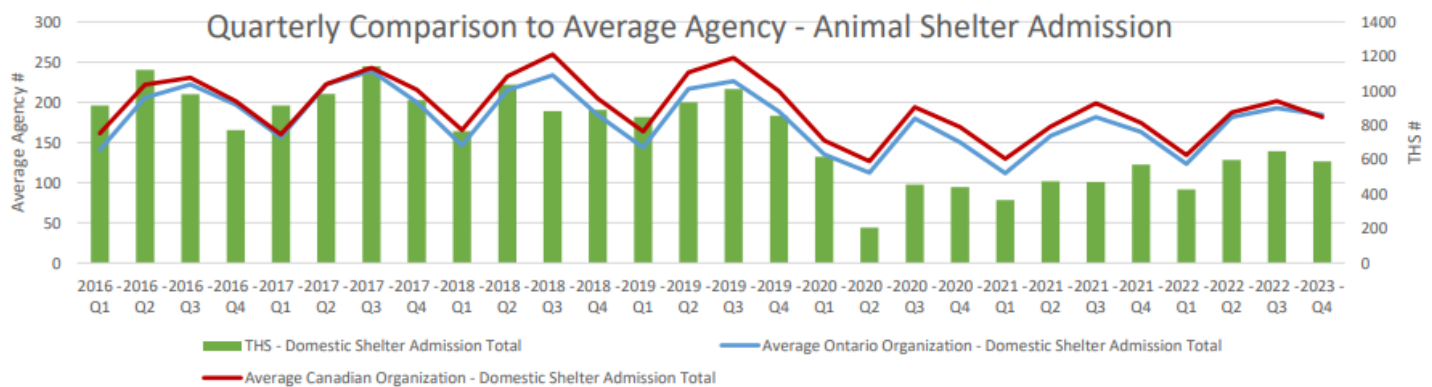
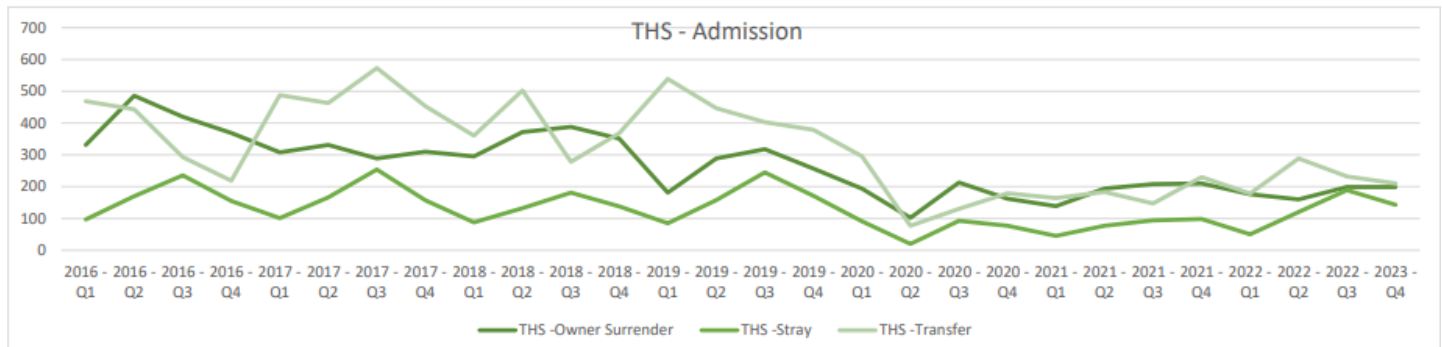
Comparative Report on Shelter Care Operations & The Current State of Sheltering in Canada

Comparative data is sourced from Animal Welfare Organizations nationally that are using PetPoint as their shelter database.

Introduction

These quarterly reports compare Toronto Humane Society's shelter care admissions and adoption statistics with other animal welfare organizations on a municipal, provincial, and national level.

Shelter Care Admission

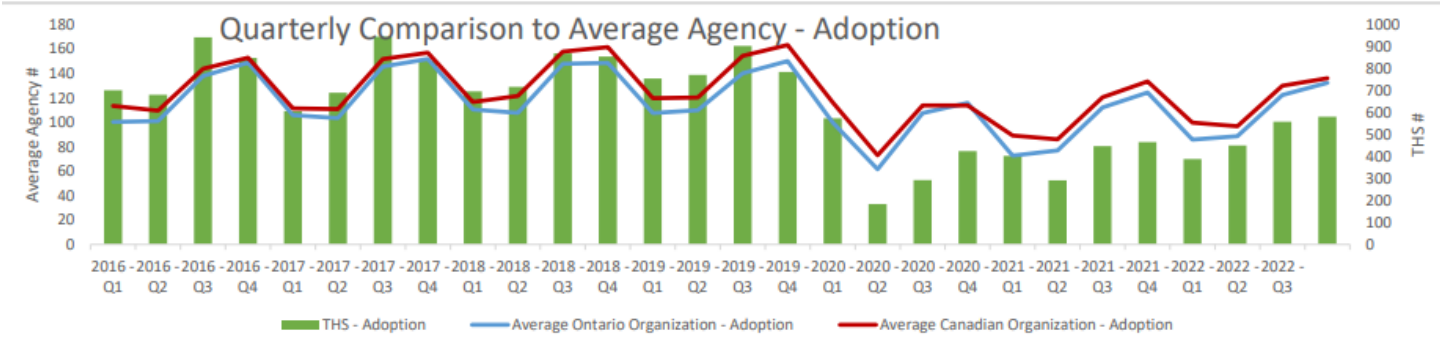
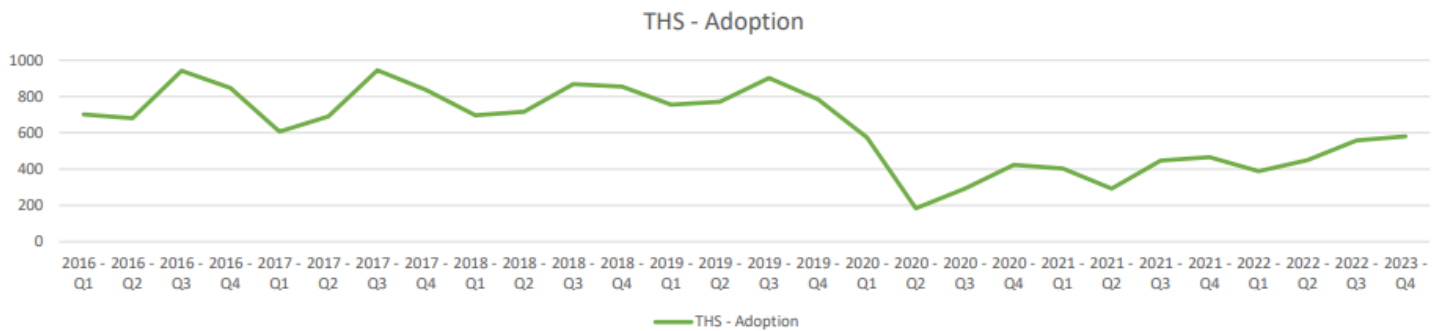


Key Notes:

- We closed out 2022 continuing to see a return to pre-pandemic admission volumes. Stray intake is still following its normal seasonal pattern, decreasing as we headed into the winter and kitten season subsiding.
- Admission streams across the province seem to have fully settled back into seasonal norms. Pre-pandemic volumes have also returned, combined with reports of increased length of stay, this is a strong indicator that shelter across the province are likely under strain. It will be important for continuous monitoring to see if volumes over the next few quarters continues to remain stable with pre-pandemic volumes.
- Nationally, we continue to see very similar trends to the Ontario data, as noted in previous reports this is likely due to the impact of Ontario on the National level with more than 50% of the responding agencies data coming from Ontario.
- It is important to note that the climb in volume reported at the provincial and national level may appear incongruent with reality as the number of responding agencies over the time period can change. The bottom most chart on this page compares Toronto Humane Society trends against the average PetPoint using shelter in Ontario and the average Canadian Shelter, there is a dual axis for comparison of trendlines as the volume of operations for Toronto Humane Society is substantially higher than the average reporting agency.



Adoption

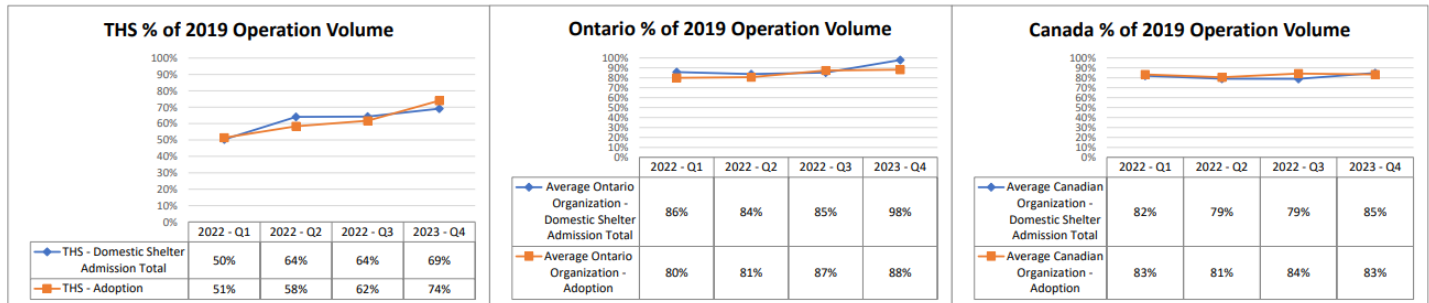


Key Notes:

We finished the year continuing to see our adoptions climb, closing out the year with our strongest quarter for adoptions since the onset of the pandemic. In line with historic seasonality, adoptions for Toronto Humane Society, and the average Ontario and Canadian Shelter, are experiencing the Quarter 3 / Quarter 4 peaking.



General Assessment



Key Notes:

2022 Q4 saw the rate of return for shelter admissions outpace the return of adoptions across Ontario and Canada. This is concerning a trend to closely monitor over the beginning of 2023. Thankfully this is not a trend that we have experienced yet at Toronto Humane Society. If Q4 numbers are an indicator of what is to come, and these trends continue, they may serve as a leading indicator of over-crowding or rising euthanasia across the province and country. As this is the first quarter where we have seen this indicator, it is also important not to put too much weight on this one data point, however, we must remain alert and closely monitor.

Organizationally, it is imperative that we continue to focus on adoption and maintaining / decreasing our length of stay, to support the guardians and animals within our community.

