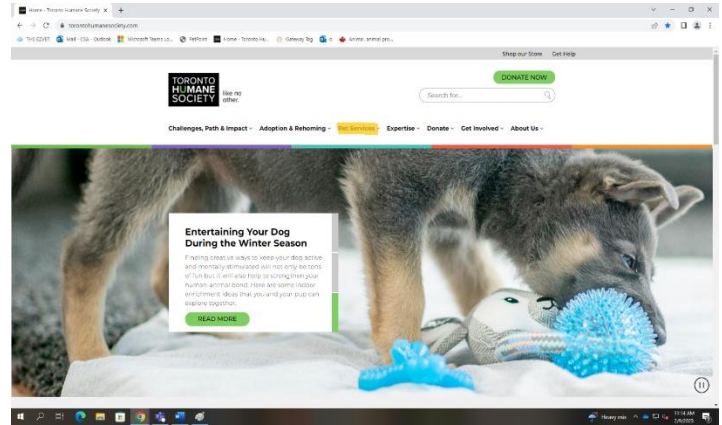


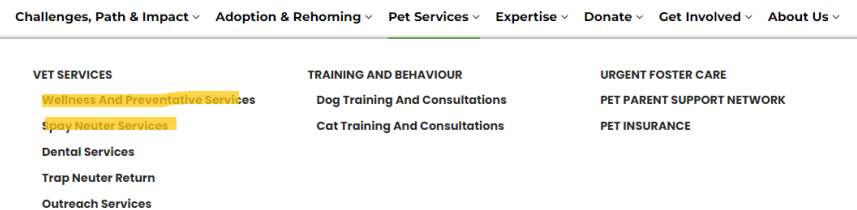
How to Create an Online Account and Pet Profile

How to Sign Up or Login

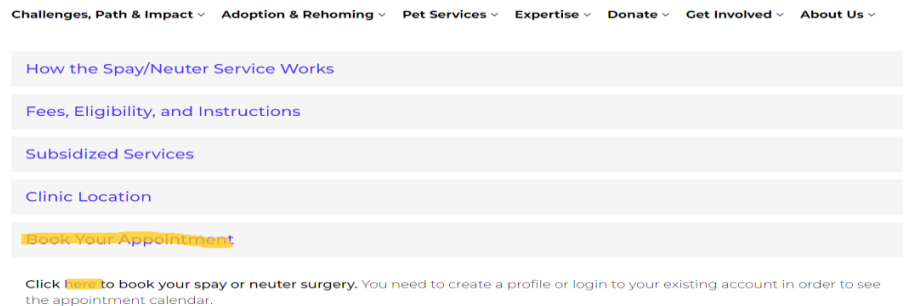
1. Enter <http://www.torontohumanesociety.com> in your browser. It is recommended to use a desktop with the chrome browser, as our website is not optimized for mobile use and may not work properly.



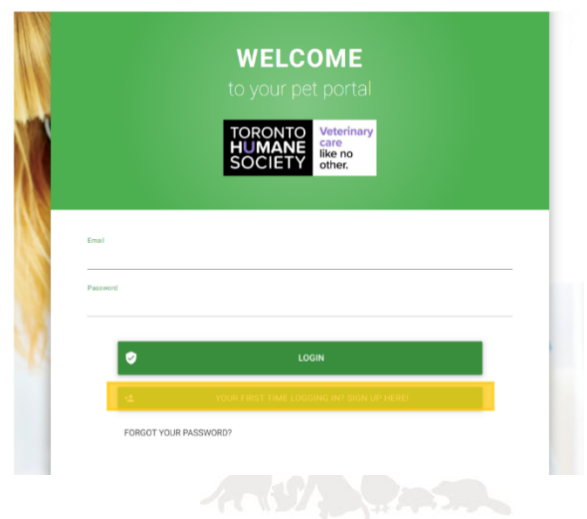
2. Hover onto Pet Services - > Spay/Neuter or Wellness Services -> How to Book an Appointment or Book Your Appointment -> Click Here to book an Appointment



3. If you have yet to create a profile with us, or had one before April 2022, please click the "First Time Logging In? Sign up Here!"



4. Please enter your details and click "Next" when done (1). Enter your address (2). (Note, when adding your address, the system will automatically look it up for you, please click the correct address (3))



1 you are an existing client, we will try to match your details below with our own records.

Title
Mr

First name *
Enter First Name

Last name *
Enter Last Name

Phone *
000000000

Email *
Enteremail@domain.com

Password *

NEXT

I ALREADY HAVE AN ACCOUNT

2 Enter Address

Street Address *

Suburb

City

Region

Postcode

I'm not a robot

reCAPTCHA
Privacy - Terms

3 Enter Address

Street Address *

11 [riv](#)

11 River Street, Toronto, ON, Canada
11 Riverside Drive, Ottawa, ON, Canada
11 River Road, Richmond, BC, Canada
11 Riverside Drive West, Windsor, ON, Canada
11 River Heights Drive, Cochrane, AB, Canada

City

Region

Postcode

I'm not a robot

reCAPTCHA
Privacy - Terms

5. Please check off the captcha, if a checkmark appears, it's been done correctly and click "Sign Up".

Please keep in mind that if you leave the webpage or take too long, the captcha will reset, and you will need to click it once again.

I'm not a robot

reCAPTCHA
Privacy - Terms

SIGN UP

GO BACK

Verification expired. Check the checkbox again.

I'm not a robot

reCAPTCHA
Privacy - Terms

SIGN UP

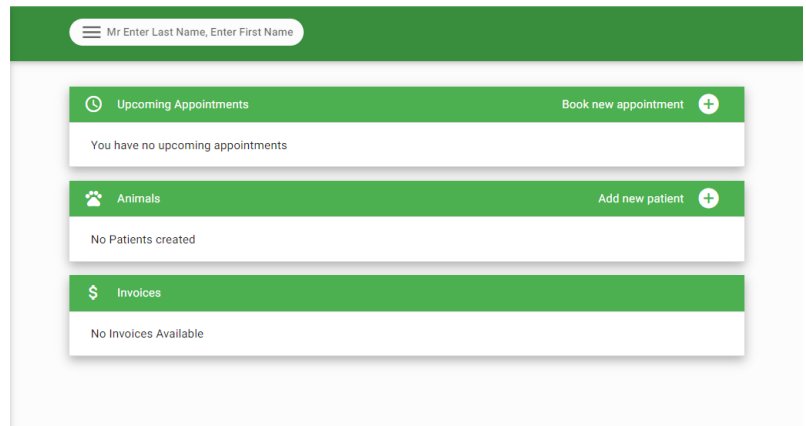
GO BACK

You have successfully created your account! If you are having any issues in the sign-up process, please reach out to CSA@torontohumanesociety.com.



How to Book an Appointment

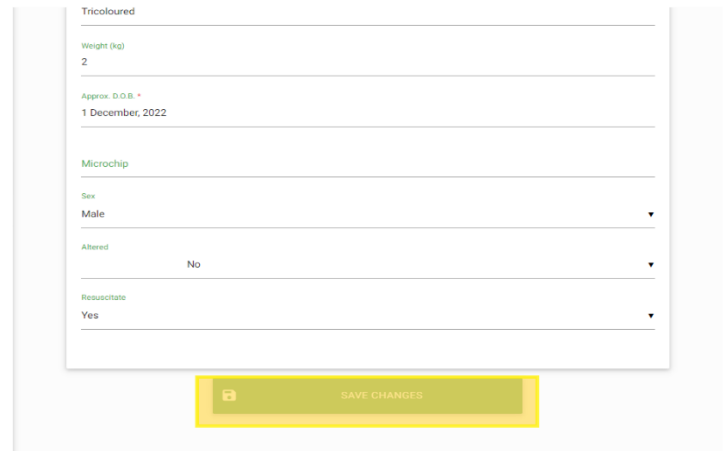
1. Now that you have created your account, you should be able to login and be greeted by your dashboard. This dashboard can be used to add your pets, book appointments, and look up invoices.




2. To add your pet, please click “Add New Patient”.



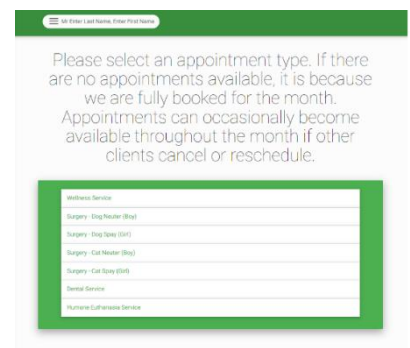
3. Please Enter your animal’s details, please note that any line with an asterisk “*” are mandatory and the profile cannot be added unless added. (Choose Altered if your animal has been spayed or neutered previously), once details are entered, click **“Save Changes.”**



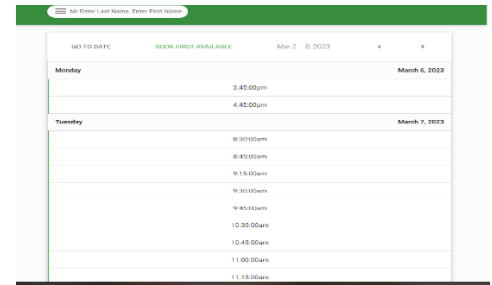
4. Once you are ready to book an appointment, please click “Book New Appointment.”



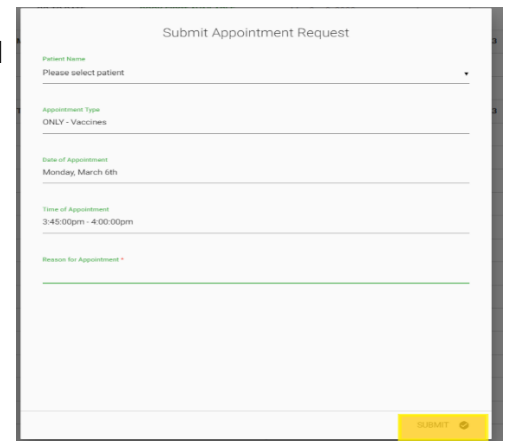
5. If you are looking to book a vaccine appointment, please click “Wellness Appointment”. If you are looking to book a Spay/Neuter Surgery, please click the surgery that is best applicable to your animal. Depending on your choice, you will need to answer a questionnaire to assess if your animal fits our criteria.



6. Once you have successfully completed the questionnaire, you will be brought to our booking calendar. From here you can choose which date and time is best for you. If you do not see any appointments, this would be because we are fully booked for the current and next month.



7. Once you click your date and time, you can choose which animal and what services you are looking for in the notes and click submit.



8. Once submitted, you will be brought back to your dashboard in which you will see pending appointments and your animal's profiles. You have now successfully booked an appointment for your pet. If you have any questions or concerns during this process please contact us at CSA@torontohumanesociety.com.

